

P&H

440-TC



CRANE • DRAGLINE • CLAMSHELL



DOLLAR FOR DOLLAR THE MOST ADVANCED, MOST CAPABLE 40 TON TRUCK CRANE

This P&H 40-tonner travels almost anywhere fully equipped without restrictions, yet has exceptional working stability. It lifts and works with up to 200 feet of boom and jib . . . outlifts other 40-tonners, particularly with long booms at extended radii.

The 440-TC has many work-speeding, cost cutting features included as standard equipment that are either not available or offered only as costly options on other rigs.

This is the best truck crane value on the market. Measure it in big lifts, wide working ranges, stamina . . . total productivity.


THESE IMPORTANT FEATURES MAKE THE P&H 440-TC safer, quicker and more powerful:

- Triple-protected independent planetary boom hoist provides, precise, positive control over power raising and lowering of boom.
- Power box designed with upper machinery running in a

continuous oil bath. Completely sealed heavy steel plate box seals out dirt, grit.

- P&H Swing Circle mounting on carrier provides smooth, effortless swings, sealed double row roller bearing requires no maintenance except lubrication.
- "Full-feel" hydraulic controls are positive, direct acting with immediate response to operator's light touch.
- Big 8 x 4 carrier designed by Harnischfeger to provide greatest stability and durability of any machine in its class. Because it's built by P&H you get one-source service responsibility for entire machine.
- 4-speed upper transmission provides greatest possible flexibility of line speeds and pulls . . . matches power to job requirements.
- Pin-connected T-1 high capacity tubular steel boom. Allows handling 170' main, or 150' plus 50' jib.

**HEAVY DUTY,
ASSURES PEAK**




- Air service brakes on all 8 wheels for greatest safety.

- Hydraulic outriggers are optional. 8 double acting hydraulic cylinders controlled with a "flip-of-the-switch" provide independent horizontal and vertical action.

- Outrigger housings are two independent front and rear housings . . . are pin connected and readily removable for travel.

- Rear axles are planetary. Single reduction at axle center and planetary drive at wheel hub for extra capacity.



EXTRA CARRIER STABILITY ALLOWS SURE OF HEAVIEST LIFTS, LONG BOOMS

The P&H 440-TC carrier paces the field in design and workmanship. Specifically built by Harnischfeger to precisely match the high performing P&H upper in mobility, roadability, stability and strength.

With P&H's wider, longer wheel base you get the best possible overall weight distribution compared

to capacity . . . allows superior working stability and optimum counterweight for handling longest booms and heaviest loads.

With the powerful P&H 8 x 4 carrier with 20 speeds forward, 4 reverse, you go anywhere with ease — the steepest grades, mud, snow or uncertain footing that bogs down other truck cranes.

COMPACT, EFFICIENT, SEALED POWER BOX WORK PERFORMANCE

P&H exclusive design power box is compact and all welded. Completely sealed in, all power transmission machinery runs in a continuous oil bath that needs changing but once a year. No dirt or grit can enter. This all means less wear, less maintenance, less downtime.

The P&H power box is also the key to scientific weight

distribution on the upper deck resulting in a lower center of gravity and resultant greatest possible lifting capacity. The rugged frame is jig bored after welding for perfect, permanent shaft alignment.


All shafts are involute splined, turn in anti-friction bearings.



P&H SWING CIRCLE

The swing turntable is an enclosed double row roller bearing and internal gear combined into a single, precise unit. No adjustments needed, no maintenance except lubrication.

The P&H Swing Circle allows the upper to swing smoothly and accurately, holds the upper rigidly to the carrier and absorbs all thrust, radial and tilting loads.



- Heavy duty transmission with power to climb 39% grades.


- All welded permanently aligned alloy steel frame, heavily reinforced channel with full length reinforcement.

HANDLING

Optional hydraulic outriggers are individually set from a convenient control box. Dual hydraulic action is horizontal and vertical . . . cuts setup time to a minimum.

FAMOUS P&H DESIGN PRINCIPLES BACK UP OUTSTANDING P&H PERFORMANCE . . .

- P&H independent planetary boom hoist is a working boom hoist that provides smoother, safer boom operation. Boom can be raised or lowered instantaneously, entirely independent of all other work motions.
- Rugged 1 1/4-inch steel plate forms the frame for the 440-TC power box. All-welded into an integral unit, frame assures perfect alignment of all parts without extra weight.
- Simple, fast, dependable . . . direct-acting hydraulic controls provide instantaneous unvarying response. The operator "feels" the load at all times. This system is easy on the operator . . . is unaffected by weather conditions.



440-TC



CLOSE QUARTERS — Maneuverability and long reaches put the hook where you need it.



STABILITY — Hydraulic outriggers set up carrier fast into a stable, solid working platform.



STAMINA — Here's the ruggedness and power for continuous high production with clamshell or dragline.



LONG REACH — The 440-TC easily handles up to 200 feet of T-1 steel boom and jib.



Manufactured and sold in conformance with U.S. Department of Commerce Commercial Standard CS90-58.
Harnischfeger Corporation reserves the right to make changes in specifications without advance notice.
Data published herein is statistical and for information only. Performance may vary with the conditions encountered.

Address inquiries to:

Harnischfeger
P&H
MILWAUKEE, WISCONSIN 53201